

DSP BlackRock Investment Managers

Indian Equity Market - Review

April 2010

FOR PROFESSIONAL INTERMEDIARIES

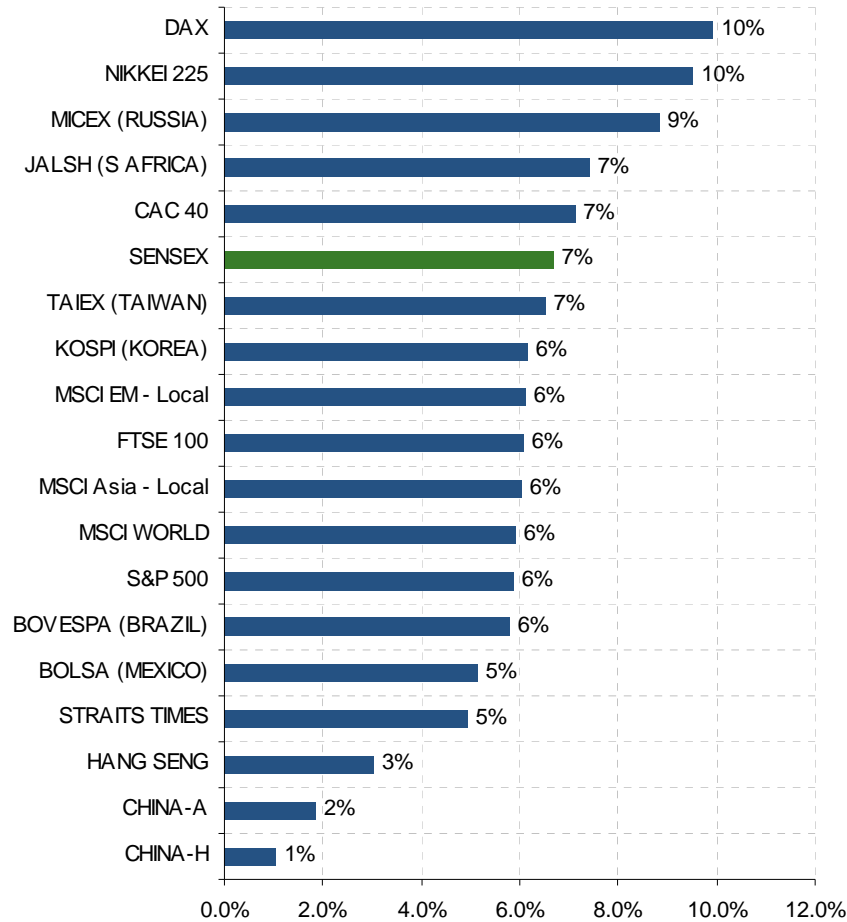


Equity market overview

Developed markets lead in an extremely robust month for equities

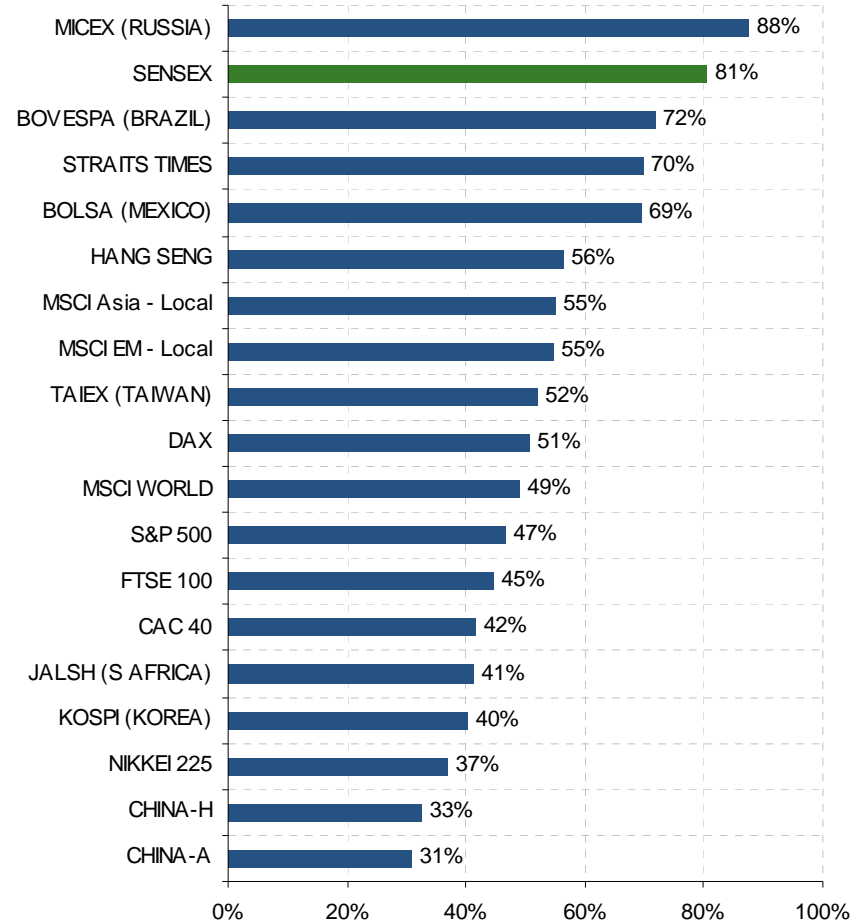
India performs better than most of the EM peers

1 mth Performance of Global Indices



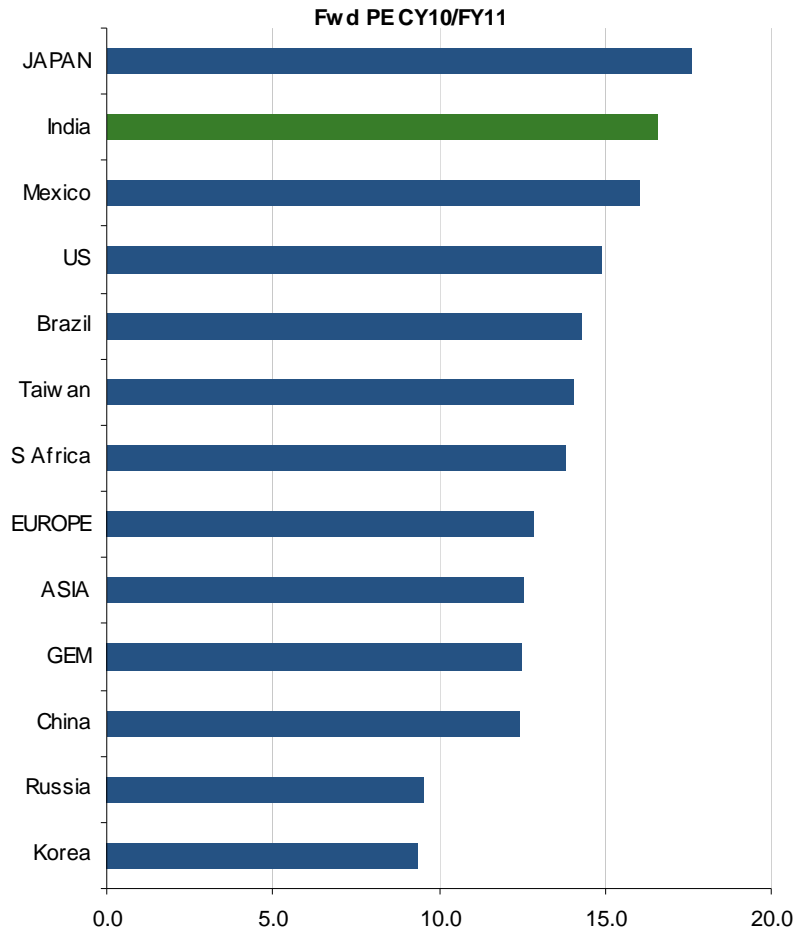
Pecking order however remains same on an annual basis

1 yr Performance of Global Indices

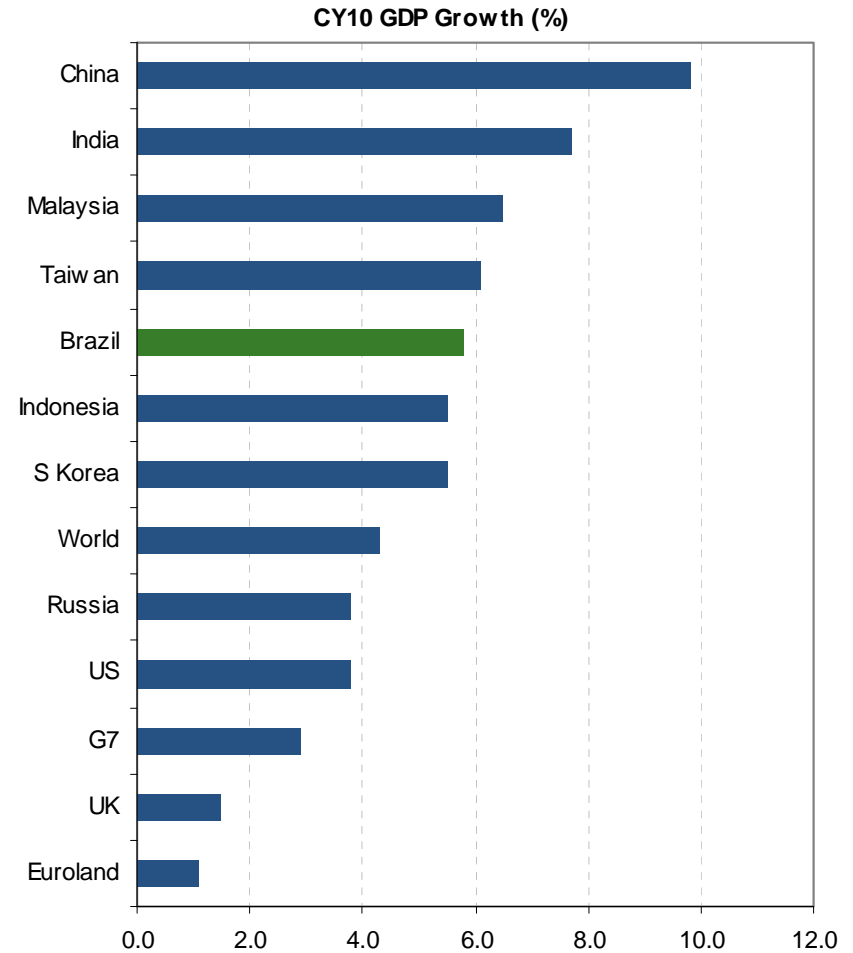


India's growth environment remains strong

Valuations are rich vs. peers



..but growth environment will remain strong

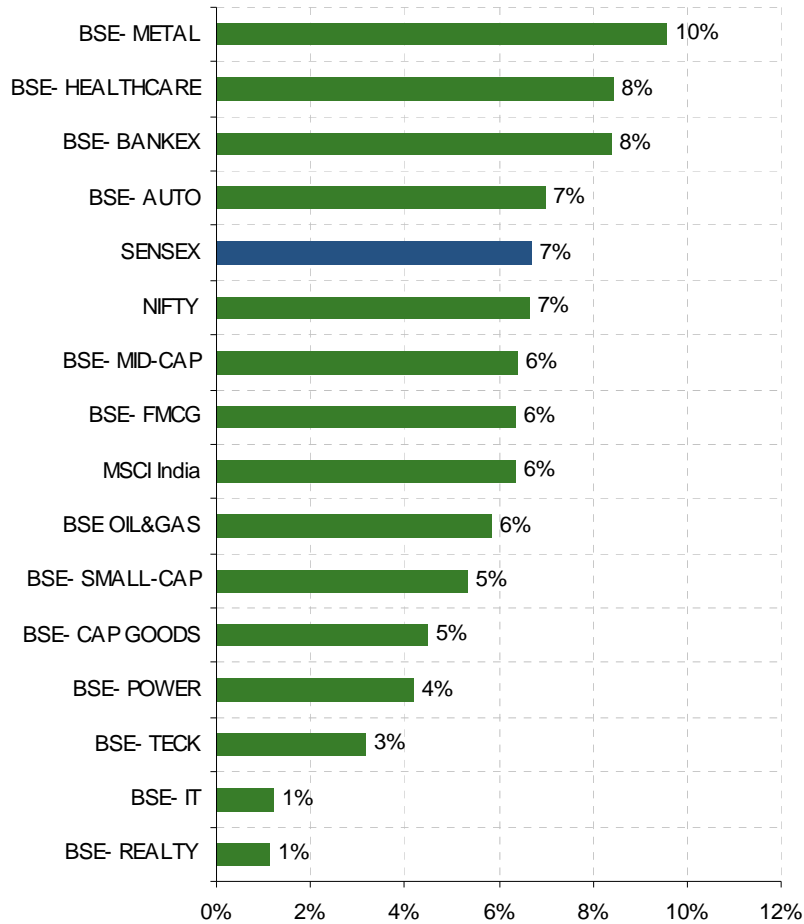


Large cap out performs small/mid caps: will small/mid cap play catch up?

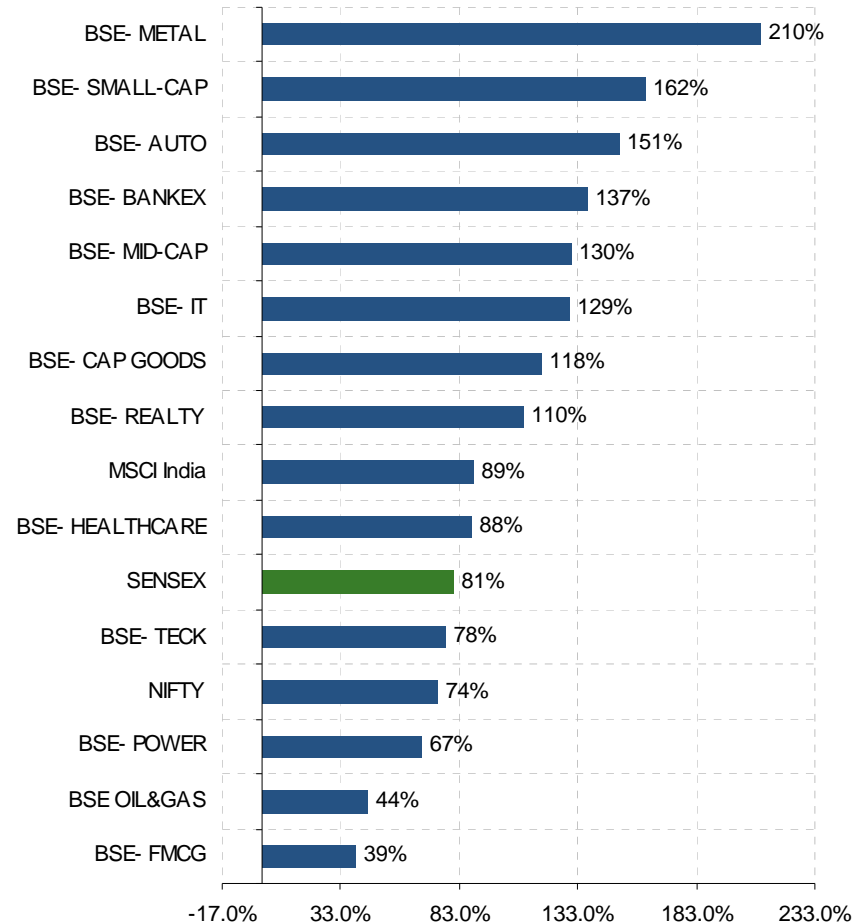
Metals outperform on pricing strength while IT recedes on INR rise

On a yoy basis metals maintain their huge lead followed by small cap

1 mth Performance of Sectoral Indices

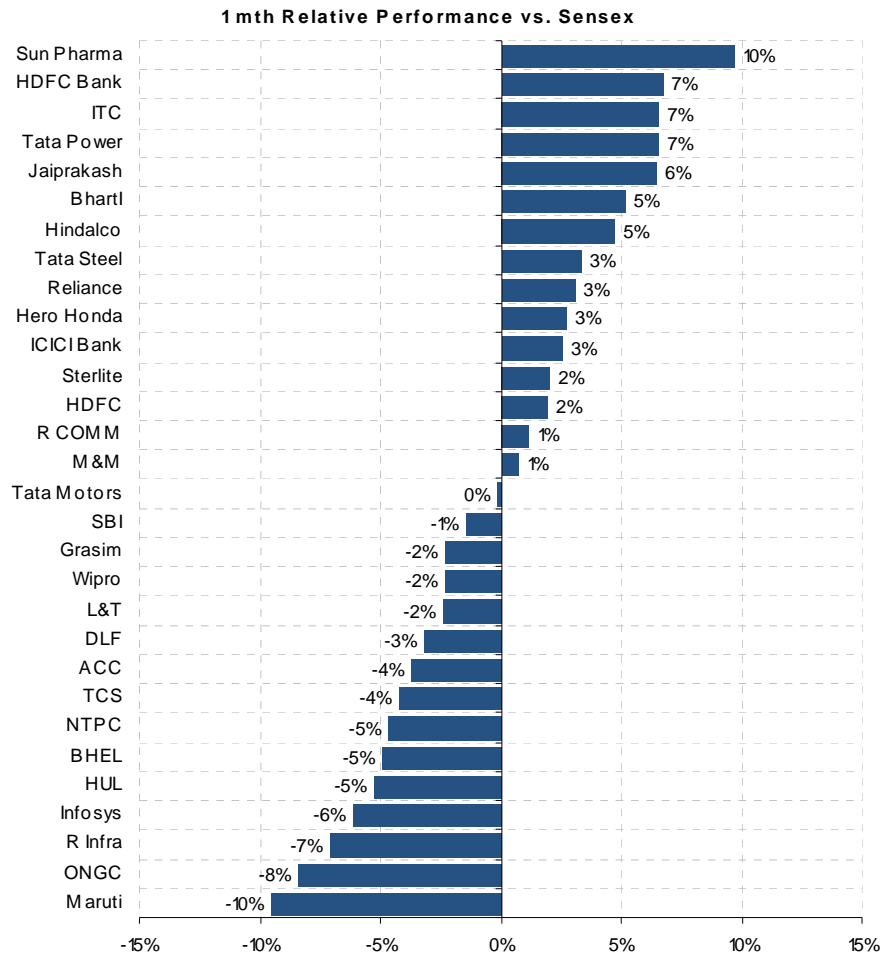


1 yr Performance of Sectoral Indices

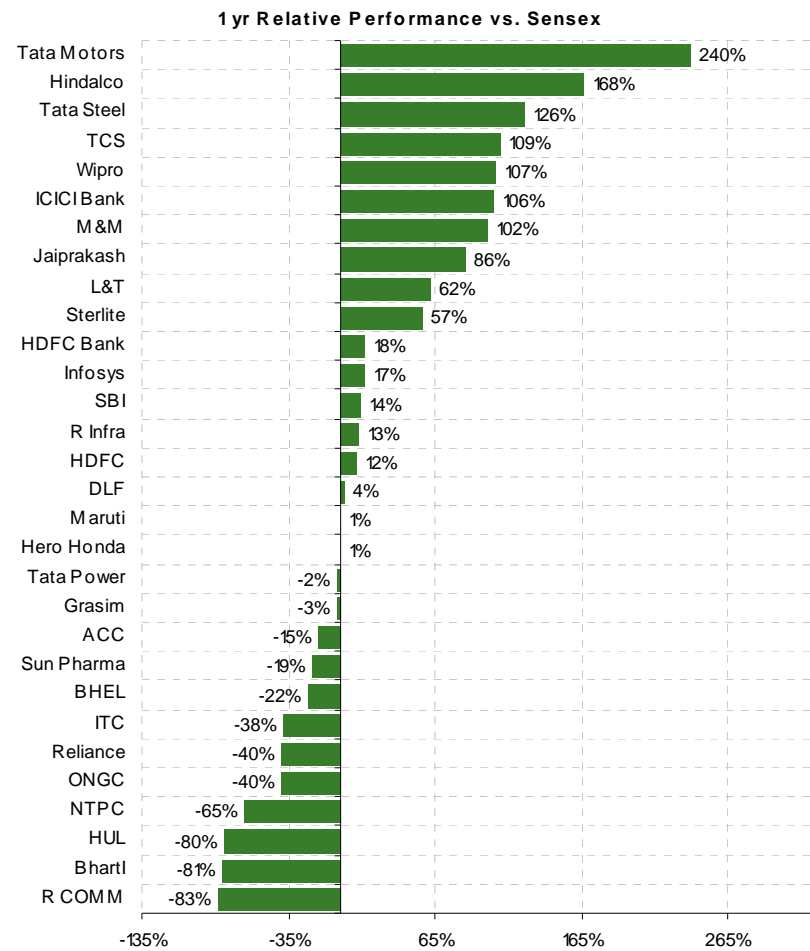


Strong across the board strength in Sensex stocks

Telecom stocks make up for past underperformance

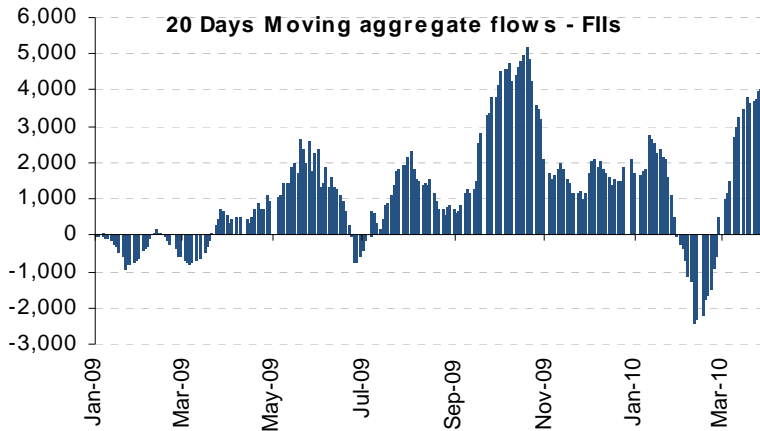


But on 1yr basis remain the top underperforming stocks

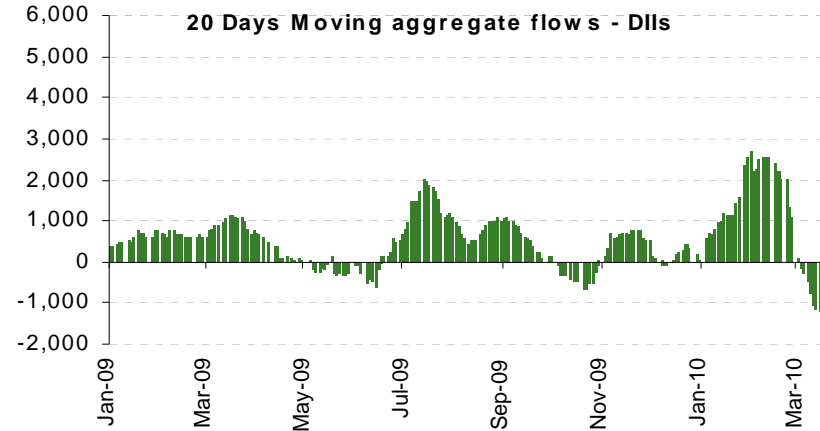


FII flows return strongly post budget- YTD inflows now stand at US\$4.9bn

FII provide strong support to Indian equity in March



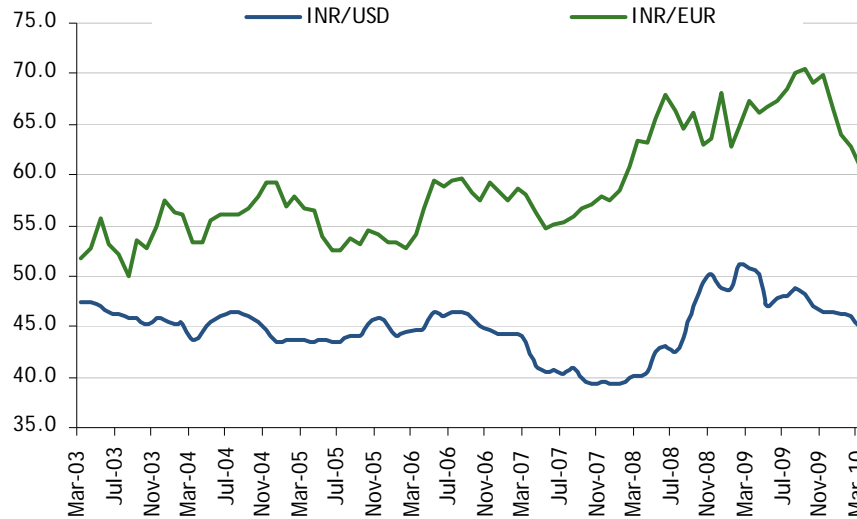
...while domestic institutions booked profits



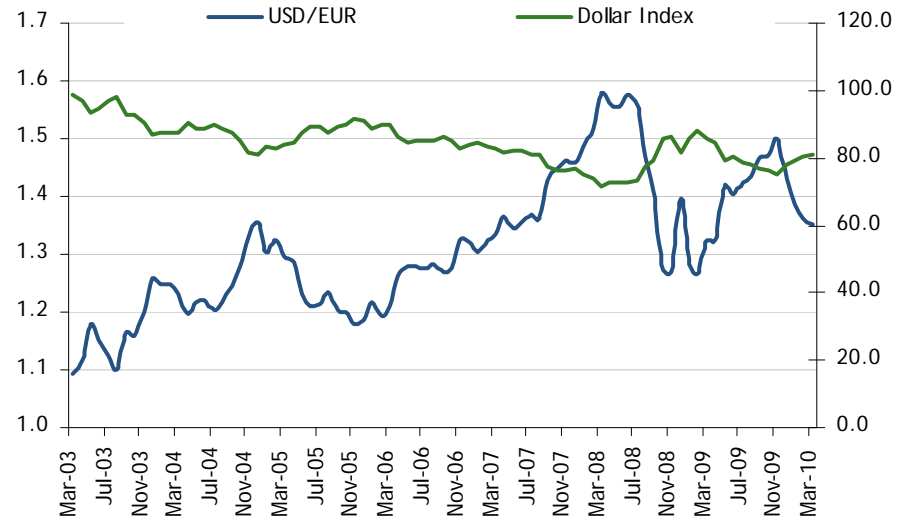
- FIIs net invested US\$4.1bn in March- reposing faith in India's growth potential
- Domestics however net sold US\$1.1bn, booking profits at high levels

Currency: INR posts strong monthly gains

INR posts strongest gains vs. US\$ since May-09

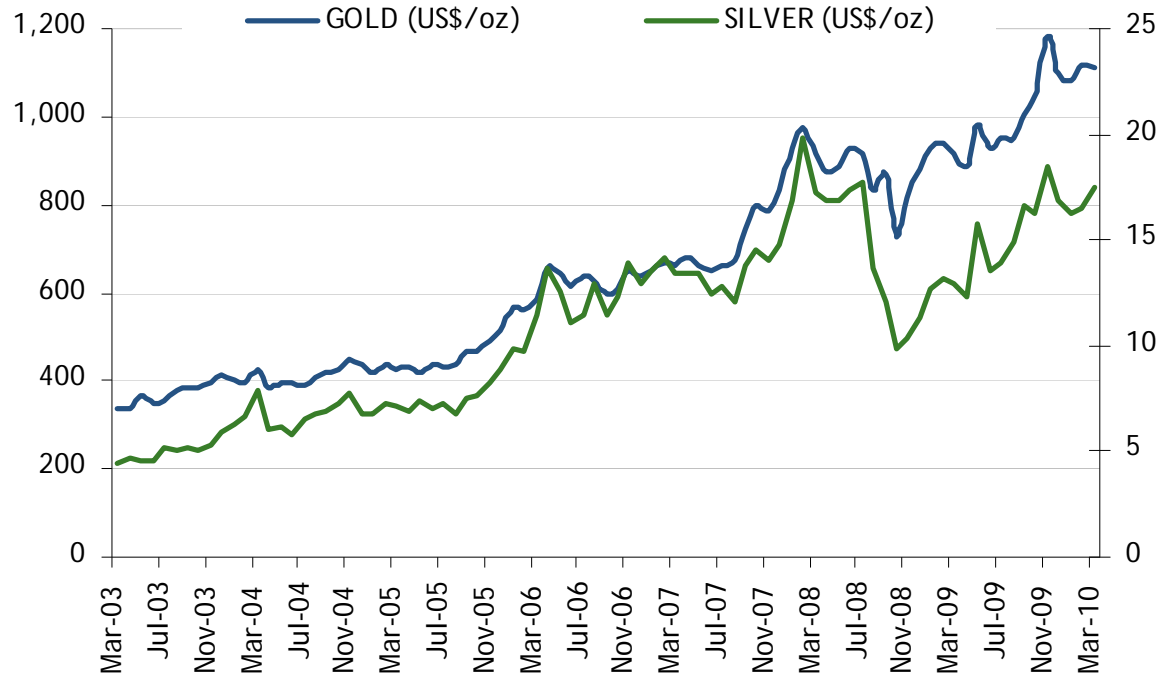


US\$ posts fourth straight monthly gains vs. EUR



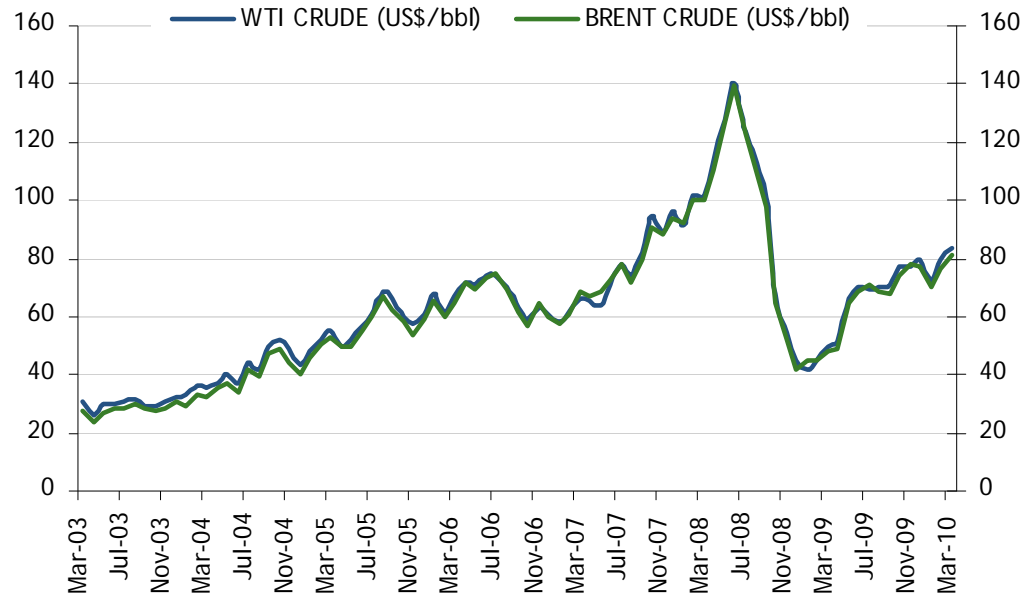
- INR was up 2.6% vs. the US\$ and even stronger vs. the EUR (+3.8%)
- US\$ remained generically positive vs. other developed market economies. US\$ has now gained ~11% vs. in EUR in CY2010 YTD

Commodities: Precious metals exhibit divergent performance



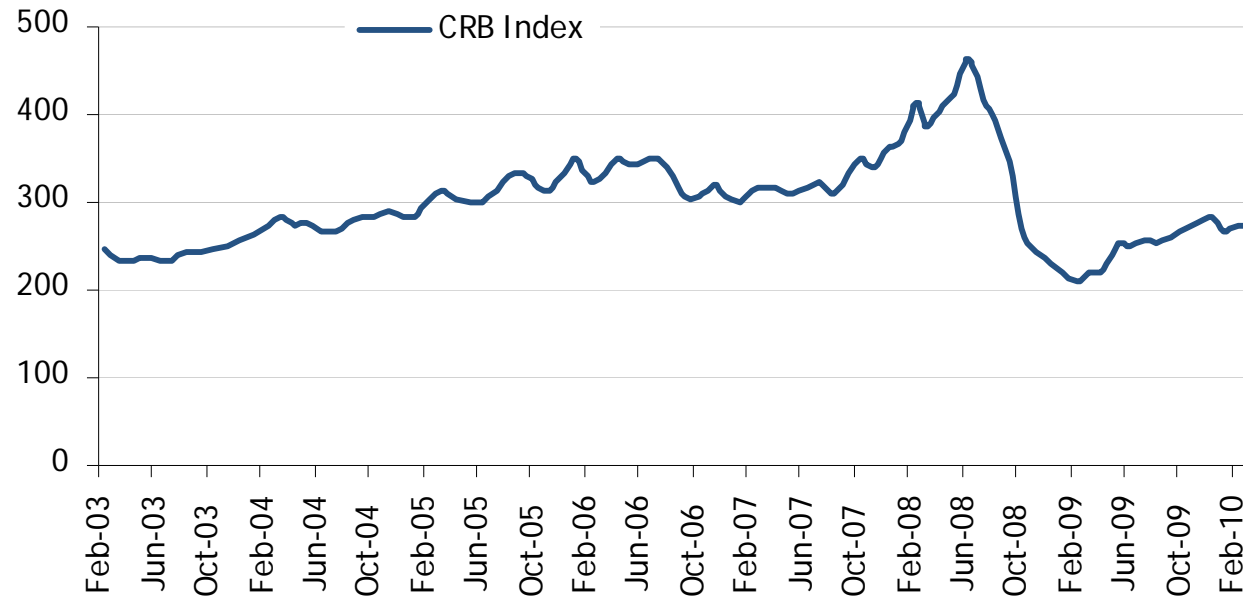
- Precious metals' performance was mixed as gold was range bound while Silver was up strongly
- Silver returned as impressive 6% in the month while gold returned -0.4%

Commodities: Crude continued with its impressive performance of February



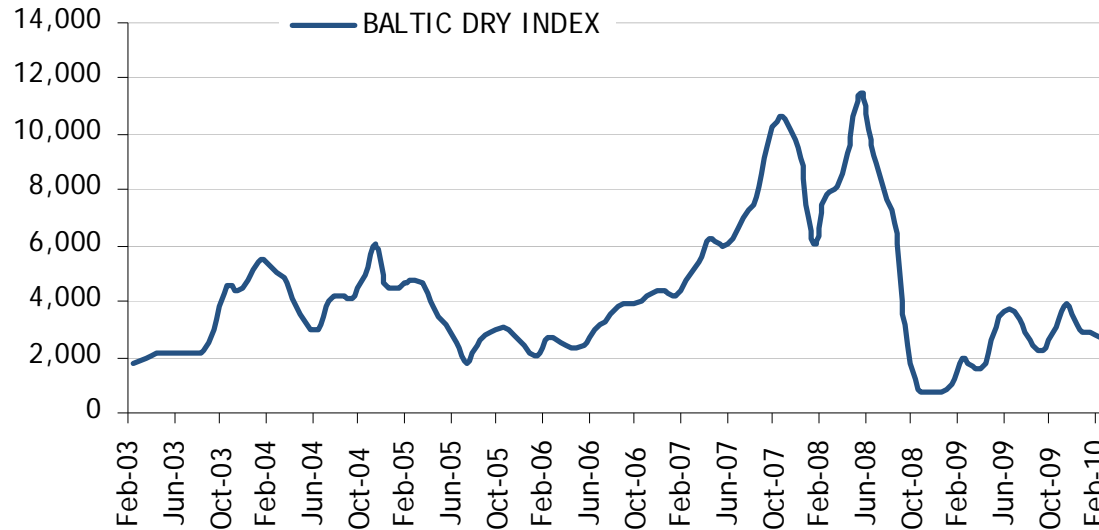
- Crude rebounded further by 6% in March on the back of 9% growth witnessed in February
- With crude going up and Gol likely to partially decontrol oil prices, this could pose inflationary concerns

Commodities: CRB Index remained largely flat during the month



- CRB Index was flat with mixed performance of different commodity classes

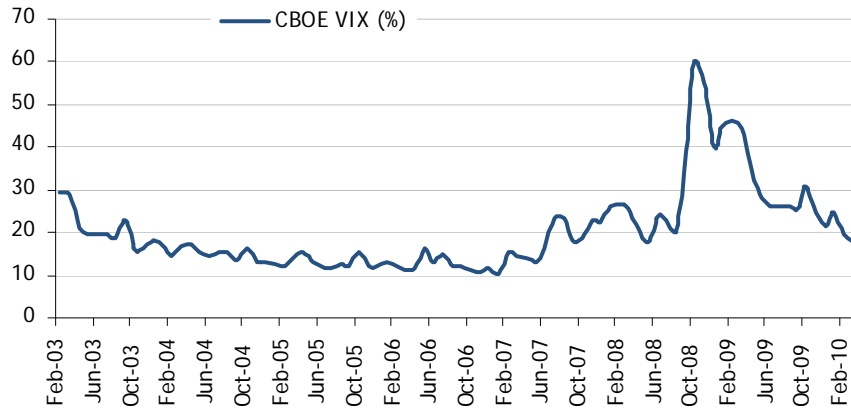
Commodities: Baltic Dry Index gains after two months of fall



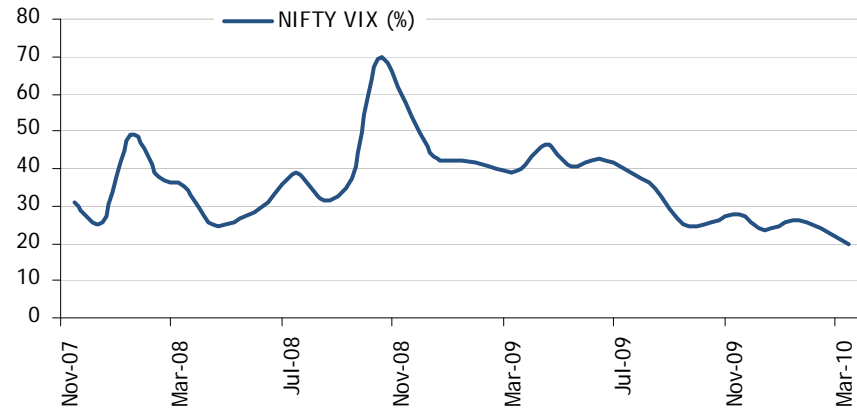
- Baltic Dry Index rose 10%, recouping good part of the losses see in Jan-Feb'10

Risk Measures: Risk aversion indices remained at lower levels

CBOE VIX index declined by 21%



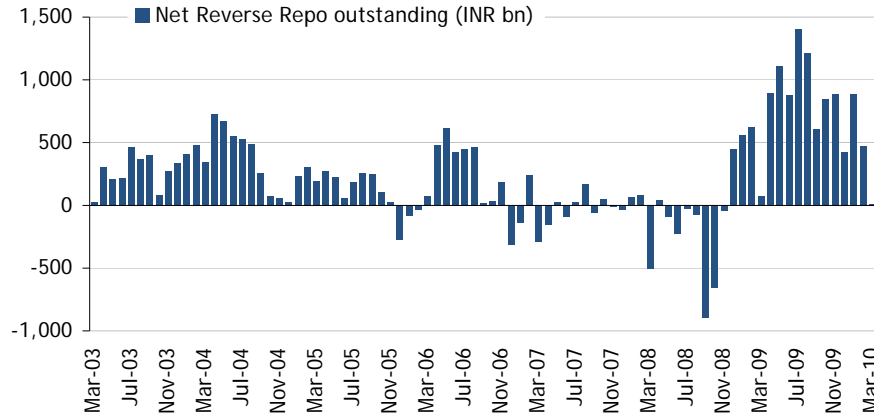
While Nifty VIX was also down by 8%



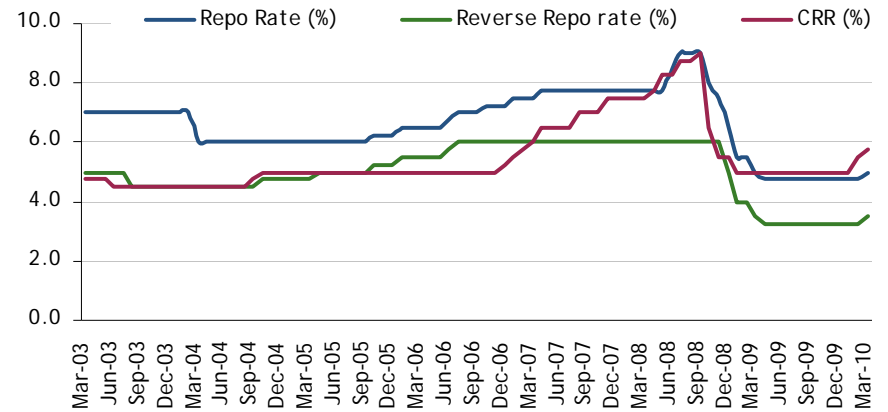
- Risk appetite remained strong, despite strength in US\$
- CBOE VIX declined further to 17.6%, falling 10% over the February levels
- Nifty VIX also declined further to 20%- one of the lowest level for Nifty VIX

India's credit and debt market

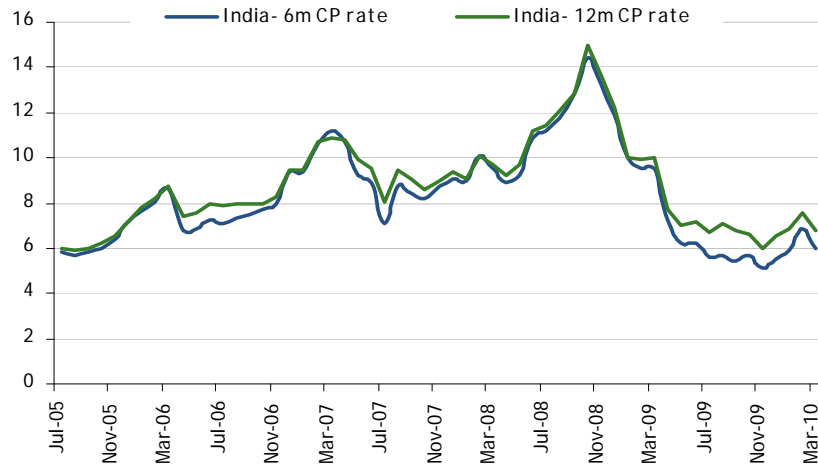
Net Rev repo outstanding showing signs of marginalising



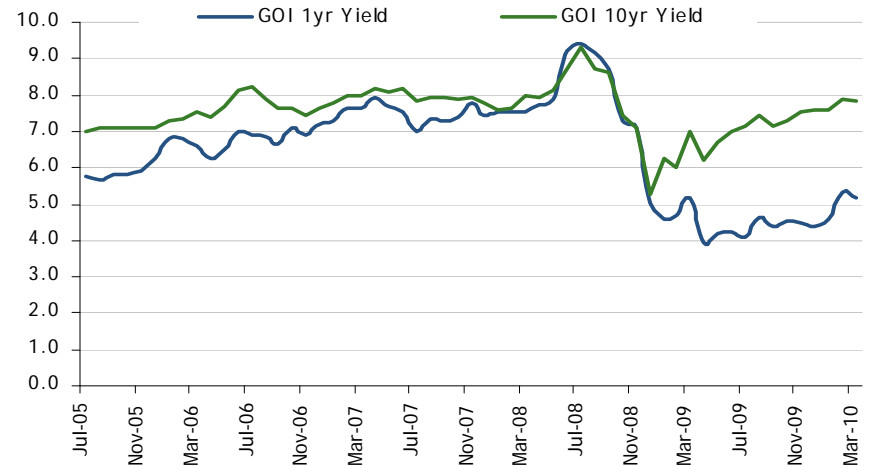
Repo and reverse repo rates were raised by 25bps



CP rates have eased sharply despite a rising rate environment

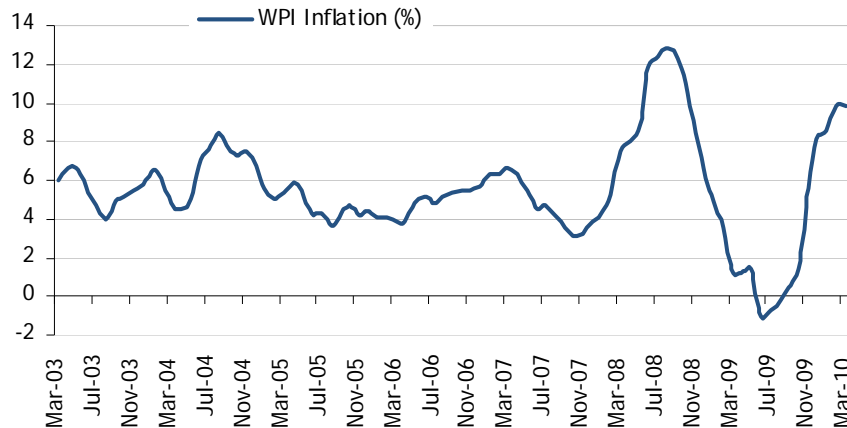


Bond yields ease as govt. 1H borrowing plan comes in lower than estimated

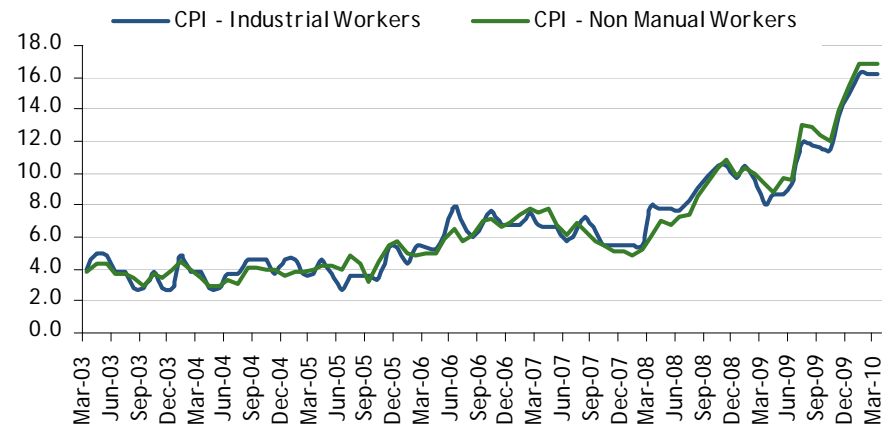


Inflation effectively in the double digit zone

WPI inflation moved up further to 9.89%



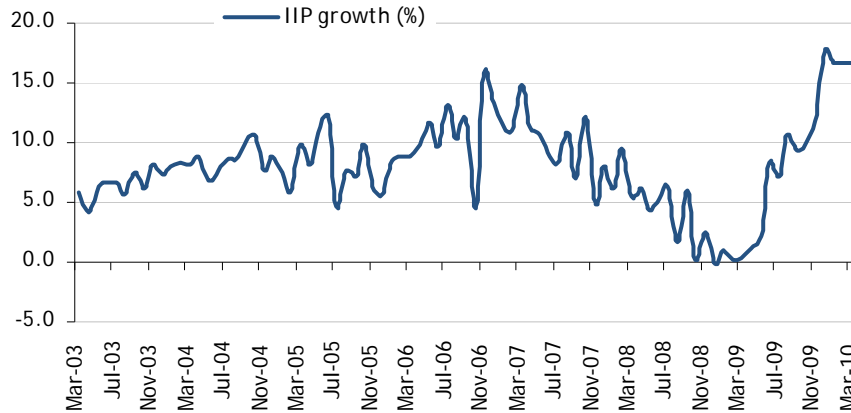
While consumer price inflation has risen further up to 16%+



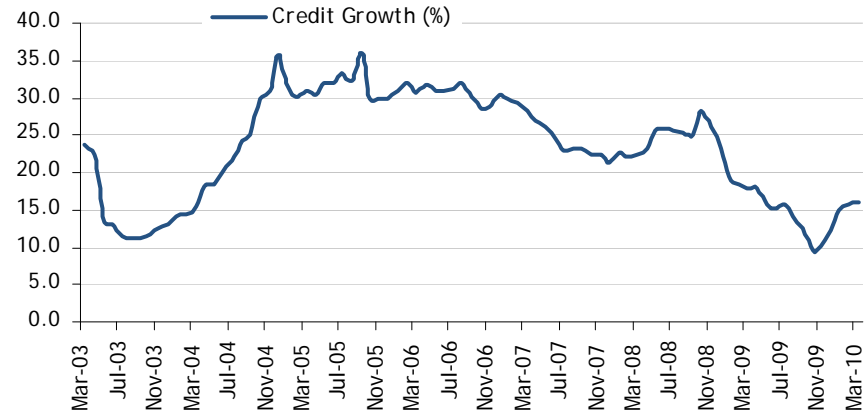
- WPI inflation almost reached double digits (9.89%) in Feb-10 and expected to breach 10% for Mar-10
- Although expected to moderate, inflation sticking sustainably above 7% may pose some risk of sharp monetary response

Credit growth moving up continuously while IIP growth take deeper roots

Jan-10 IIP shoots up further to 16.7%



Credit growth has inched its way up

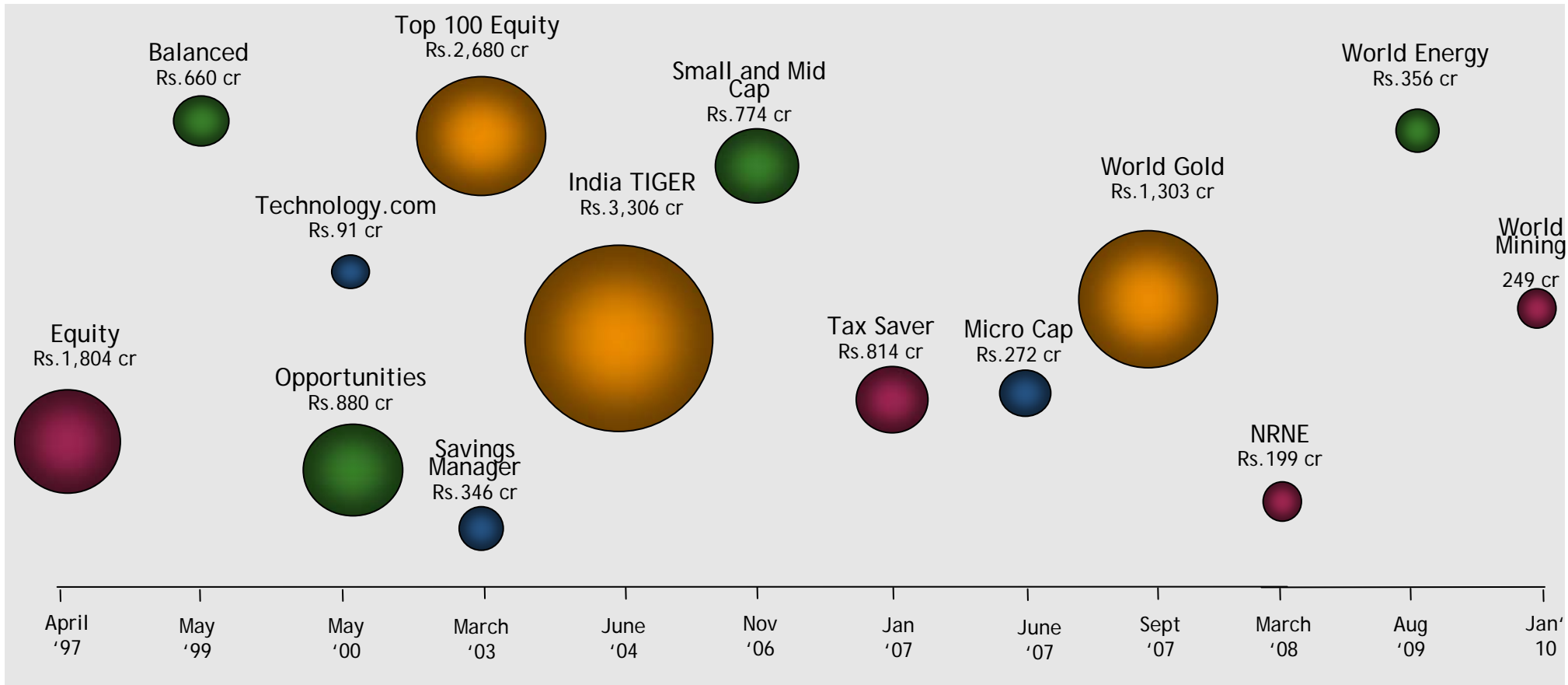


- IIP growth for Jan-10 was 16.7%, with capital goods growth turning in a stellar 56% yoy
- Dec-09 IIP growth revised upwards to 17.6% vs. 16.8% provisional
- The concerns over credit less recovery could moderate going forward



Products & Performance

Universe of Domestic Equity/Hybrid Schemes



Profile of Equity/Hybrid Schemes

Domestic Schemes	Large Cap	Mid Cap	Small Cap	Micro Cap
Hybrid				
DSPBR Savings Manager Funds (Conservative/Moderate/Aggressive)	10%/20%/30%	-	-	-
DSPBR Balanced Fund	42%	12%	10%	9%
Diversified				
DSPBR Top 100 Equity Fund	97%	-	-	-
DSPBR Opportunities Fund	64%	16%	9%	10%
DSPBR Equity Fund	52%	16%	13%	12%
DSPBR Tax Saver Fund	45%	23%	11%	18%
Thematic				
DSPBR India T.I.G.E.R. Fund (The Infrastructure Growth & Economic Reform Fund)	61%	17%	11%	7%
DSPBR Small & Mid Cap Fund	7%	27%	23%	39%
DSPBR Natural Resources & New Energy Fund (NRNE)	50%	22%	10%	15%
DSPBR Technology.com Fund	57%	11%	31%	-
DSPBR Micro Cap Fund	-	13%	11%	71%

Low Risk



High Risk

The above chart provides the break up of fund's capitalization with the balance amount being invested into fixed income/cash and cash equivalents, except for NRNE Fund where the balance amount is invested in fixed income/cash and cash equivalents and equity securities and/or units of mutual funds domiciled overseas. DSPBR is an acronym for DSP BlackRock

Track Record of Domestic Mutual Funds: Equity Category

Returns in INR term as on March 31, 2010

Fund Name	Launch	1-Year		3-Year		5-Year		Since Inception	
		Fund	Benchmark	Fund	Benchmark	Fund	Benchmark	Fund	Benchmark
DSPBR Equity Fund	Apr-97	92.8	73.8	19.9	11.1	29.1	20.8	25.6	13.2
DSPBR Opportunities Fund	May-00	88.0	73.8	13.4	11.1	23.7	20.8	22.8	15.1
DSPBR Top 100 Equity Fund	Mar-03	75.6	88.2	18.3	12.2	27.9	21.7	36.8	28.9
DSPBR India T.I.G.E.R Fund#	Jun-04	79.0	88.2	12.6	12.2	26.7	21.7	29.6	24.8
DSPBR Small & Mid Cap Fund	Nov-06	129.9	77.6	7.8	(2.4)	23.7	13.6	12.3	4.3
DSPBR Tax Saver Fund	Jan-07	99.0	14.3	17.7	8.5	N.A.	N.A.	15.0	7.5
DSPBR Balanced Fund	May-99	66.4	47.3	17.3	11.4	22.0	15.9	17.9	N.A.

Fund Name	Theme	Benchmark
DSPBR Equity Fund	All Cap Stocks	S&P CNX Nifty
DSPBR Opportunities Fund	Dynamic Equity	S&P CNX Nifty
DSPBR Top 100 Equity Fund	Large Cap Stocks	BSE 100
DSPBR India T.I.G.E.R Fund#	Infrastructure & Economic Reforms	BSE 100
DSPBR Small & Mid Cap Fund	Small and Mid Cap Stocks	CNX Midcap
DSPBR Tax Saver Fund	ELSS (Section 80C)	S&P CNX 500
DSPBR Balanced Fund	Hybrid	Crisil Balanced Fund

Source: Bloomberg, MFIE, Internal. Returns > 1 year are compounded annualised returns. All returns are for the growth option. Since inception returns are calculated on Rs. 10 invested at inception viz. date of allotment DSPBREF: 29th April 1997; DSPBROF: 16th May, 2000, DSPBRTEF: 10th March, 2003; DSPBRITF: 11th June, 2004; DSPBRSMF: 14th November, 2006; DSPBRTSF: 18th January, 2007 ; DSPBRBalF: 27th May, 1999. Past performance may or may not be sustained in future and should not be used as a basis for comparison with other investments..



Thank You



Annexure



DSP BlackRock Investment Managers

DSP BlackRock Investment Managers Pvt. Ltd.

- One of India's leading asset management companies
- Joint venture between the DSP Group and BlackRock, Inc., which is the largest asset management company in the world
- Commenced operations in 1997
- Proven Performance track record
- Dominance in equity assets under management / non binding advice*

In INR crore	Mar-10	Dec-09	Dec-08	Dec-07	Dec-06	Dec-05
Equity & Equity oriented schemes	21,093	21,376	12,599	25,230	16,224	8,144
% of total assets	74%	76%	71%	74%	69%	56%

- Business activities:
 - Domestic Mutual Fund business
 - Investment Advisory Services to Offshore Funds

* Includes domestic Equity and Hybrid schemes, PMS and offshore advisory mandates.

DSP Group Overview

DSP Group holds a 60% stake in DSP BlackRock Investment Managers

The Kothari family of D. S. Purbhoodas and Co. is the promoter and owner of DSP Group

- Track record of over 140 years, one of the oldest financial services firms in India
- One of the founding members and first directors of the Bombay Stock Exchange (BSE)
- Each generation of the DSP Group has seen a partner serving as President of the Bombay Stock Exchange, bearing testimony to the long-standing position DSP Group occupies in the Indian financial arena
- Mr. Hemendra Kothari, Non-Executive Chairman of DSP BlackRock Investment Managers, has an experience of over 40 years in the financial services industry, and also served the Bombay Stock Exchange in the capacity of Vice President for three years after which he was elected as President in 1991-92

BlackRock Overview

BlackRock holds 40% stake in DSP BlackRock Investment Managers

Global provider of investment and risk management services

- Headquartered in NYC; offices in 24 countries

Independent firm in ownership and governance

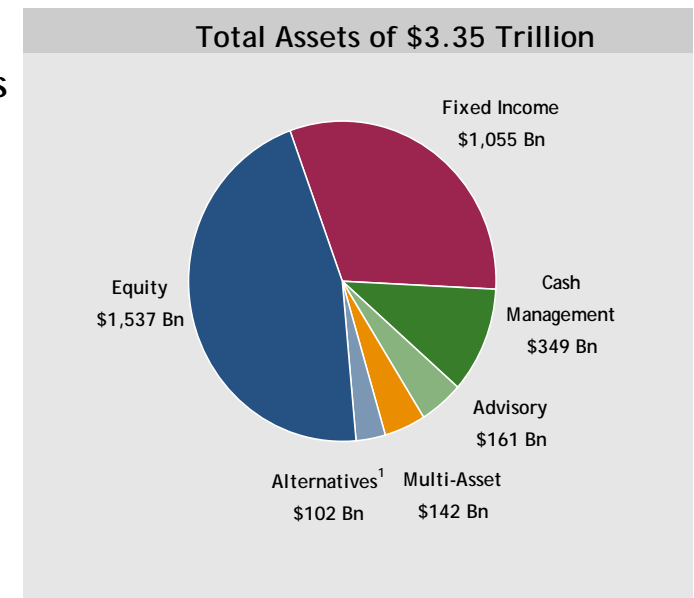
- Established in 1988, BlackRock is a public company (NYSE:BLK)
 - No majority owners
 - Majority of Board of Directors is independent
- Laurence Fink, Chairman & CEO since firm's inception

Leader in creating solutions for clients

- Strategies and services differentiated for clients
- Customized solutions to meet risk/return objectives
- Innovative strategies and services within and across asset classes
- Client dialogues have resulted in advisory assignments
- Senior level of commitment to client service
- "One BlackRock" approach results in consistency & quality throughout firm

Pioneer in risk management and technology

- Provides risk management and enterprise investment services for \$9 trillion in assets
- BlackRock Solutions® offers independent risk management products



¹Includes commodity and currency mandates
AUM in USD as of 31 December 2009

Our Value Proposition

- Strength and prominence of DSP BlackRock Investment Managers
- Investment management expertise
- Disciplined process of money management
- Seek excellence in performance
- Rigorous risk management process
- Commitment to client service

Awards Received

Fund House Awards

1. **Equity Mutual Fund House of the Year**
(CNBC TV 18 CRISIL Mutual Fund of the Year Awards 2010: 1 yr performance till Dec 31, 2009. Second consecutive year)
2. **Best Equity Fund Group**
(Lipper India Fund Awards 2010: 3 yr performance till Dec 31, 2009. Fifth consecutive year)

Individual Scheme Awards

1. **ICRA Mutual Fund Awards 2010**
 - DSP BlackRock Small and Mid Cap Fund:
Five Star Fund: Open Ended Diversified Equity-Defensive: 1 year till Dec 31, 2009
2. **CNBC TV 18 CRISIL Mutual Fund of the Year Awards 2010**
 - DSP BlackRock Top 100 Equity Fund:
Best Fund in Large cap oriented Equity Schemes category: 1 year till Dec 31, 2009
 - DSP BlackRock Equity Fund:
Best Fund in Equity Diversified Schemes category: 1 year till Dec 31, 2009
3. **Lipper Fund Awards 2010 - India**
 - DSP BlackRock Technology.com Fund (Growth):
Best Fund in: Equity Sector Information Technology Category Period: 3 year performance ending Dec 31, 2009
 - DSP BlackRock Technology.com Fund (Growth):
Best Fund: Equity Sector Information Technology Category Period: 5 year performance ending Dec 31, 2009
 - DSP BlackRock Government Securities Fund (Growth):
Best Fund in Bond India Rupee- Government Category, Period: 10 year performance ending Dec 31, 2009

Disclaimers

CNBC-TV18 - CRISIL Mutual Fund Of The Year Awards 2010 : DSP BlackRock Mutual Fund won the CNBC TV18 - CRISIL Mutual Fund of the Year Award in the Category - Equity Fund House of the Year. In total 37 fund houses were eligible for the award universe. The award is based on consistency of fund house's performance across the Large cap oriented, Diversified equity, Small & Mid cap equity, ELSS, Index, Balanced, Consistent Equity and Consistent Balanced categories in the four quarterly CRISIL CPR rankings released during the calendar year 2009. The individual CRISIL CPR ranks for their schemes were aggregated on a weighted average basis to arrive at the final ranks for fund houses. DSP BlackRock Top 100 Equity Fund was among the only two schemes that won the CNBC TV18 - CRISIL Mutual Fund of the Year Award in the Large Cap Oriented Funds category. In total 24 schemes were eligible for the award universe. DSP BlackRock Equity Fund was among the only two schemes that won the CNBC TV18 - CRISIL Mutual Fund of the Year Award in the Equity Diversified Funds category. In total 66 schemes were eligible for the award universe. Schemes present in all four quarterly CRISIL CPRs were considered for the award. The award is based on consistency of the scheme's performance in the four quarterly CRISIL CPR rankings released during the calendar year 2009. The individual CRISIL CPR parameter scores averaged for the four quarters were further multiplied by the parameter weights as per the CRISIL CPR methodology to arrive at the final scores. The ranking does not take into account any sales charge. A detailed methodology of the CRISIL CPR is available at www.crisilfundservices.com. Past performance is no guarantee of future results. **Rankings and Award Source:** CRISIL FundServices, CRISIL Ltd.

ICRA Mutual Fund Awards 2010: Methodology: The rank is an outcome of an objective and comparative analysis against various parameters, including: risk adjusted return, fund size, company concentration, credit indicator and liquidity. The ranking methodology did not take into account entry and exit loads imposed by the Fund. There were 98 schemes considered in 'Open Ended Equity Diversified - Defensive' category for the ranking exercise. The rank is neither a certificate of statutory compliance nor any guarantee on the future performance of DSP BlackRock Small and Mid Cap Fund. **Ranking Source & Publisher:** ICRA Online Limited.

LIPPER FUND AWARDS 2010: Although Lipper makes reasonable efforts to ensure the accuracy and reliability of the data contained herein, the accuracy is not guaranteed by Lipper. Users acknowledge that they have not relied upon any warranty, condition, guarantee, or representation made by Lipper. Any use of the data for analyzing, managing, or trading financial instruments is at the user's own risk. This is not an offer to buy or sell securities. **Methodology:** All calculations are based on Lipper's risk adjusted Consistent Return measure, before sales charge. Only the primary fund class is considered. **Criteria (Cumulative):** Funds registered for sale in India as of 31 December 2009. At least 36 months of performance history as of 31 December 2009. Best Equity Fund Group - 24 fund houses considered. Classification awards will be handed out to classifications with at least five distinct portfolios. To be eligible for an asset class group award, the groups will need to have at least three distinct portfolios in one of the asset classes: equity, bond, or mixed-asset. **Ranking Source:** Lipper www.lipperweb.com

Disclaimers

Equity Schemes:

Investment objective: DSP BlackRock Balanced Fund (DSPBRBaIF) is an open ended balanced Scheme, seeking to generate long term capital appreciation and current income from a portfolio constituted of equity and equity related securities as well as fixed income securities (debt and money market securities). DSP BlackRock Equity Fund (DSPBREF) is an open ended growth Scheme, seeking to generate long term capital appreciation, from a portfolio that is substantially constituted of equity securities and equity related securities of issuers domiciled in India. DSP BlackRock India T.I.G.E.R Fund (The Infrastructure Growth and Economic Reforms Fund) (DSPBRITF) is an open ended diversified equity Scheme, seeking to generate capital appreciation, from a portfolio that is substantially constituted of equity securities and equity related securities of corporates, which could benefit from structural changes brought about by continuing liberalization in economic policies by the Government and/or from continuing investments in infrastructure, both by the public and private sector. DSP BlackRock Natural Resources and New Energy Fund (DSPBRNRNEF) is an open ended equity growth scheme, whose primary investment objective is to seek to generate capital appreciation and provide long term growth opportunities by investing in equity and equity related securities of companies domiciled in India whose predominant economic activity is in the (a) discovery, development, production, or distribution of natural resources, viz., energy, mining etc; (b) alternative energy and energy technology sectors, with emphasis given to renewable energy, automotive and on-site power generation, energy storage and enabling energy technologies. The Scheme will also invest a certain portion of its corpus in the equity and equity related securities of companies domiciled overseas, which are principally engaged in the discovery, development, production or distribution of natural resources and alternative energy and/or the units/shares of BGF - NEF, BGF - WGF and similar other overseas mutual fund schemes. DSP BlackRock Opportunities Fund (DSPBROF) is an open ended growth Scheme, seeking to generate long term capital appreciation and whose secondary objective is income generation and the distribution of dividend from a portfolio constituted of equity and equity related securities concentrating on the Investment Focus of the Scheme. DSP BlackRock Small and Mid Cap fund (DSPBRSMF) is an open ended equity growth scheme, primarily seeking to generate long term capital appreciation from a portfolio substantially constituted of equity and equity related securities, which are not part of top 100 stocks by market capitalization. DSP BlackRock Tax Saver Fund (DSPBRTSF) is an open ended equity linked savings scheme, whose primary investment objective is to seek to generate medium to long-term capital appreciation from a diversified portfolio that is substantially constituted of equity and equity related securities of corporates, and to enable investors avail of a deduction from total income, as permitted under the Income Tax Act, 1961 from time to time. DSP BlackRock Technology.com Fund (DSPBRTF) is an open ended growth Scheme, seeking to generate long term capital appreciation, and whose secondary objective is income generation and the distribution of dividend from a portfolio constituted of equity and equity related securities concentrating on the investment focus of the Scheme. DSP BlackRock Top 100 Equity Fund (DSPBRTEF) is an open ended growth Scheme, seeking to generate capital appreciation, from a portfolio that is substantially constituted of equity securities and equity related securities of the 100 largest corporates, by market capitalisation, listed in India. DSP BlackRock World Gold Fund (DSPBRWGF) is an open ended fund of funds scheme, investing in gold mining companies through an international fund, and the primary investment objective is to seek capital appreciation by investing predominantly in units of BGF - WGF. The Scheme may, at the discretion of the Investment Manager, also invest in the units of other similar overseas mutual fund schemes, which may constitute a significant part of its corpus. DSP BlackRock World Energy Fund (DSPBRWEF) is an open ended Fund of Funds Scheme investing in international funds and the primary investment objective of the Scheme is to seek capital appreciation by investing predominantly in the units of BlackRock Global Funds - World Energy Fund (BGF - WEF) and BlackRock Global Funds - New Energy Fund (BGF - NEF). The Scheme may, at the discretion of the Investment Manager, also invest in the units of other similar overseas mutual fund schemes, which may constitute a significant part of its corpus. The Scheme may also invest a certain portion of its corpus in money market securities and/or money market/liquid schemes of DSP BlackRock Mutual Fund (Fund), in order to meet liquidity requirements from time to time. There is no assurance that the investment objective of the Scheme will be realized. DSP BlackRock World Mining Fund (DSPBRWMF) is an open ended Fund of Funds Scheme investing in international funds and the primary investment objective of the Scheme is to seek capital appreciation by investing predominantly in the units of BlackRock Global Funds - World Mining Fund (BGF - WMF). The Scheme may, at the discretion of the Investment Manager, also invest in the units of other similar overseas mutual fund schemes, which may constitute a significant part of its corpus. The Scheme may also invest a certain portion of its corpus in money market securities and/or money market/liquid schemes of DSP BlackRock Mutual Fund (Fund), in order to meet liquidity requirements from time to time. There is no assurance that the investment objective of the Scheme will be realized.

Disclaimers

Equity Schemes:

Asset Allocation: DSPBRBaIF - Equity & equity related securities: 65%-75%; Debt, Securitised Debt and Money market securities : 25% - 35%. DSPBRWEF - 1. Units of BGF - WEF# or other similar overseas mutual fund scheme(s): 50% to 100% 2. Units of BGF - NEF# or other similar overseas mutual fund scheme(s): 0% to 30% 3. Money market securities and/or units of money market/liquid schemes of DSP BlackRock Mutual Fund: 0% to 20% #in the shares of BGF - WEF and BGF - NEF, Undertaking for Collective Investment in Transferable Securities (UCITS) III fund. DSPBREF - Equity & equity related securities: 90%-100%; Debt & money market securities: 0%-10% (Debt securities/instruments are deemed to include securitised debts). DSPBRITF - Equity & equity related securities: 90%-100%; Debt, securitised debt & money market securities 0%-10%; ADR, GDR & foreign securities: 0%-25%. DSPBRNRNEF - 1. Equity and Equity related Securities of companies domiciled in India, and principally engaged in the discovery, development, production or distribution of Natural Resources and Alternative Energy: 65% to 100%; 2. (a) Equity and Equity related Securities of companies domiciled overseas, and principally engaged in the discovery, development, production or distribution of Natural Resources and Alternative Energy, (b) Units/Shares of (i) BlackRock Global Funds - New Energy Fund, (ii) BlackRock Global Funds - World Energy Fund and (iii) Similar other overseas mutual fund schemes 0% to 35%; 3. Debt and Money Market Securities: 0% to 20%. DSPBROF - Equity and equity related securities: 80%-100%; Fixed income securities (Debt & money market securities): 0%-20% (Debt securities/instruments are deemed to include securitised debts). DSPBRSMF - Equity and equity related securities which are-(A) not part of top 100 stocks by market cap: 65% - 100%, (B) in the top 100 stocks by market cap: 0% - 35%; Of (A) & (B), investments in ADRs, GDRs & foreign securities: 0% - 25%; Debt and Money Market Securities: 0% - 10%. DSPBRTSF - Equity and equity related securities: 80% to 100%; (investments in ADRs, GDRs and foreign equity securities: 0% to 20%); Debt, securitised debt and money market securities: 0% to 20% (Exposure to Securitised debt will not exceed 10% of the net assets of the Scheme). DSPBRTF - Equity & equity related securities: 80%-100%; Fixed income securities (Debt & money market securities): 0%-20% (Debt securities/instruments are deemed to include securitised debts). DSPBRTEF - Equity & equity related securities: 90%-100%; Debt, securitised debt & money market securities: 0%-10%. DSPBRWGF - Units of BGF - WGF or other similar overseas mutual fund scheme(s): 90% to 100%; Money market securities and/or units of money market/liquid schemes of DSP BlackRock Mutual Fund: 0% to 10%. DSPBRWMF 1. Units of BGF - WMF# or other similar overseas mutual fund scheme(s): 80% to 100% 2. Money market securities and/or units of money market/liquid schemes of DSP BlackRock Mutual Fund: 0% to 20% (#in the shares of BGF - WMF, Undertaking for Collective Investment in Transferable Securities (UCITS) III fund.) **Common Features:** Nomination facility available, subject to applicable conditions as per the Statement of Additional Information (SAI) and Scheme Information Document (SID). Declaration of NAV on all Business Days. Redemption normally within 3 Business Days. Sale and Redemption of Units on all Business Days at Purchase Price and Redemption Price respectively. Entry Load : NIL Exit Load - For < 12 months: 1.0%, Holding period >= 12 months: NIL. SIP only in Regular Plan of the schemes which offer Regular and Institutional Plans. SWP and STP available in each plan of the schemes. **Specific Features:** Minimum Investment: DSPBRBaIF - Rs. 5000/- . DSPBREF, DSPBRITF, DSPBRNRNEF, DSPBROF, DSPBRSMF, DSPBRTF, DSPBRTEF and DSPBRWGF - Regular Plan - Rs. 5,000/- ; Institutional Plan - Rs. 5 crore. DSPBRTSF - Rs. 500/- . DSPBRTSF - N.A. **Statutory Details:** DSP BlackRock Mutual Fund was set up as a Trust and the settlors/sponsors are DSP ADIKO Holdings Pvt. Ltd. & DSP HMK Holdings Pvt. Ltd. (collectively) and BlackRock Inc. (Combined liability restricted to Rs. 1 lakh). Trustee: DSP BlackRock Trustee Company Pvt. Ltd. Investment Manager: DSP BlackRock Investment Managers Pvt. Ltd. **Risk Factors:** Mutual funds, like securities investments, are subject to market and other risks and there can be no assurance that the Schemes' objectives will be achieved. As with any investment in securities, the NAV of Units issued under the Schemes can go up or down depending on the factors and forces affecting capital markets. Past performance of the sponsor/AMC/mutual fund does not indicate the future performance of the Schemes. Investors in the Schemes are not being offered a guaranteed or assured rate of return. Each Scheme/Plan is required to have (i) minimum 20 investors and (ii) no single investor holding >25% of corpus. If the aforesaid point (i) is not fulfilled within the prescribed time, the Scheme/Plan concerned will be wound up and in case of breach of the aforesaid point (ii) at the end of the prescribed period, the investor's holding in excess of 25% of the corpus will be redeemed as per SEBI guidelines. DSPBRBaIF, DSPBREF, DSPBRTEF, DSPBROF, DSPBRITF (The Infrastructure Growth and Economic Reforms Fund), DSPBRSMF, DSPBRTSF, DSPBRWGF, DSPBRNRNEF and DSPBRTF are the names of the Schemes and do not in any manner indicate the quality of the Schemes, their future prospects or returns. For scheme specific risk factors, please refer the SID. For more details, please refer the Key Information Memorandum cum Application Forms, which are available on the website, www.dsblackrock.com, and at the ISCs/Distributors. Please read the SID and SAI carefully before investing.

Disclaimers

Fixed Income Schemes:

Investment objective: DSP BlackRock Bond Fund (DSPBRBF) is an open ended income Scheme, seeking to generate an attractive return, consistent with prudent risk, from a portfolio which is substantially constituted of high quality debt securities, predominantly of issuers domiciled in India. As a secondary objective, the Scheme will seek capital appreciation. DSP BlackRock Cash Manager Fund (DSPBRCMF) is an open ended income scheme, seeking to generate reasonable returns commensurate with low risk from a portfolio constituted of money market and debt securities. DSP BlackRock Floating Rate Fund (DSPBRFRF) is an open ended income Scheme, seeking to generate interest income through investments in acceptable floating rate assets commensurate with the credit risk. The Scheme may also invest in fixed rate debt securities. DSP BlackRock Government Securities Fund (DSPBRGF) is an open ended income Scheme, seeking to generate income through investment in Central Government Securities of various maturities. DSP BlackRock Money Manager Fund (DSPBRMMF) is an open ended income Scheme, seeking to generate reasonable returns commensurate with low risk and a high degree of liquidity, from a portfolio constituted of money market securities and high quality debt securities. DSP BlackRock Liquidity Fund (DSPBRLF) is an open ended income Scheme, seeking to generate a reasonable return commensurate with low risk and a high degree of liquidity, from a portfolio constituted of money market securities and high quality debt securities. DSP BlackRock Savings Manager Fund (DSPBRSF) - Aggressive/DSP BlackRock Savings Manager Fund (DSPBRSF) - Moderate/DSP BlackRock Savings Manager Fund (DSPBRSF) - Conservative is an open ended income Scheme, seeking to generate an attractive return, consistent with prudent risk, from a portfolio which is substantially constituted of quality debt securities. The Scheme will also seek to generate capital appreciation by investing a smaller portion of its corpus in equity and equity related securities of the 100 largest corporates, by market capitalization, listed in India. DSP BlackRock Short Term Fund (DSPBRSTF) is an open ended income Scheme, seeking to generate income commensurate with prudent risk, from a portfolio constituted of money market securities, floating rate debt securities and debt securities. DSP BlackRock Strategic Bond Fund (DSPBRSBF) is an open ended income scheme, seeking to generate optimal returns with high liquidity through active management of the portfolio by investing in high quality debt and money market securities. DSP BlackRock Treasury Bill Fund (DSPBRTBF) is an open ended income scheme, seeking to generate income through investment in a portfolio comprising of Treasury Bills and other Central Government Securities with a residual maturity less than or equal to 1 year. **Asset Allocation:** DSPBRBF - Debt & money market securities: 100% (Debt securities may include securitised debts upto 50% of net assets). DSPBRCMF - Upto April 30, 2009: Money market securities and/or Debt securities* with maturity of 182 days - 0% - 100%; From May 1, 2009: Money market securities and/or Debt securities* with maturity of 91 days - 0% - 100%; Upto October 31, 2009: Money market securities and/or Debt securities* with maturity of 365 days and held in other schemes as on February 1, 2009, purchased by way of inter-scheme transfers. (* Debt securities may include securitised debts upto 75% of the net assets.) DSPBRFRF - Floating rate debt securities* or money market securities: 65% to 100%; Fixed rate debt securities: 0% to 35% (Debt securities may include securitised debts upto 60% of the net assets). DSPBRGF - Central Government securities, repos / reverse repos in Central Government securities as may be permitted by Reserve Bank of India: 80%-100%; Call money market or alternative investment for call money market as may be provided by the Reserve Bank of India: 0%-20%. DSPBRMMF - Money market securities and/or debt securities which at the time of purchase have residual or average maturity of less than or equal to 367 days or have put options within a period not exceeding 367 days: 65%-100%; Debt securities, which, at the time of purchase have residual or average maturity of more than 367 days: 0%-50% (Debt securities may include securitised debts up to 75% of net assets). DSPBRLF - Upto April 30, 2009: Money market securities and/or Debt securities* with maturity of 182 days - 80% - 100%; From May 1, 2009: Money market securities and/or Debt securities* with maturity of 91 days - 80% - 100%; Upto October 31, 2009: Money market securities and/or Debt securities* with maturity of 365 days and held in other schemes as on February 1, 2009, purchased by way of inter-scheme transfers. (* Debt securities may include securitised debts upto 30% of the net assets.) DSPBRSF - Conservative: Debt & money market securities: 90%-100%, Equity & equity related securities: 0%-10%; DSPBRSF - Moderate: Debt & money market securities: 80%-100%, Equity & equity related securities: 0%-20%; DSPBRSF - Aggressive: Debt & money market securities: 70%-100%, Equity & equity related securities: 0%-30% (Debt securities may include securitised debts up to 50% of the net assets). DSPBRSTF - Money market securities, floating rate debt securities whose coupon(s) are reset at least once a year, fixed rate debt securities having an average or residual maturity <= 367 days or having put options within a period not exceeding 367 days: 50%-100% (Floating rate debt securities will include fixed rate debt securities swapped for floating rate returns by using derivatives); Fixed rate debt securities having a residual or average maturity > 367 days and floating rate debt securities where the next reset date is more than 367 days from the date of purchase: 0%-50% (Debt securities may include securitised debts up to 60% of the net assets). DSPBRSBF - Money market securities and/or Debt securities with residual or average maturity of less than or equal to 367 days or put options within a period not exceeding 367 days: 0% - 100%; Debt securities which have residual or average maturity of more than 367 days: 0% - 100% (Debt Instruments may include securitised debts up to 75% of the net assets). DSPBRTBF - Treasury Bills issued by the Government of India, Repo/Reverse, CBLO, and any other money market instrument permitted by the RBI for deploying surplus liquidity of the fund - 0% - 100%. **Common Features:** Sale and redemption of Units on all Business Days at Purchase Price and Redemption Price. Switching facility subject to prevailing terms of the relevant schemes. SIP facility available in DSPBRSF, DSPBRBF, DSPBRGF & DSPBRSBF (Reg. Plan). SWP and STP facilities available in each plan of all the schemes. Entry Load - NIL. Declaration of NAV on all Business Days for DSPBRBF, DSPBRSTF, DSPBRGF, DSPBRSF, DSPBRFRF, DSPBRMMF and DSPBRSBF. Declaration of NAV on all days for DSPBRLF and DSPBRCMF. Redemption normally within 1 Business Day for DSPBRLF, DSPBRCMF and DSPBRSTF; 2 Business Days for DSPBRGF, DSPBRTBF, DSPBRFRF and DSPBRSF; 3 Business Days for DSPBRBF, DSPBRMMF and DSPBRSBF. **Specific Features:** Minimum investment - DSPBRBF, DSPBRSTF, DSPBRGF, DSPBRTBF, DSPBRSF - Aggressive, DSPBRSF - Moderate and DSPBRSF - Conservative, DSPBRCMF - Regular Plan, DSPBRFRF - Regular Plan, DSPBRMMF - Regular Plan, DSPBRLF - Regular Plan and DSPBRSBF - Regular Plan - Rs. 5,000/-; DSPBRCMF - Institutional Plan, DSPBRFRF - Institutional Plan, DSPBRMMF - Institutional Plan, DSPBRLF - Institutional Plan - Rs. 5 crore and DSPBRSBF - Institutional Plan - Rs. 1 crore. Exit Load - DSPBRBF - For investments < Rs. 50 lakhs: 1%, if holding period less than 12 months, Nil if holding period >= 12 months; for investments >= Rs. 50 lakhs - NIL. DSPBRGF - For investment amount >= Rs. 50 Lakh: NIL; For investment amount < Rs. 50 Lakh - if holding period from the date of allotment is < 6 months: 1%; if holding period is >= 6 months: NIL. DSPBRTBF - NIL. DSPBRSF - Aggressive and Moderate - For investments >= Rs. 5 crore: NIL, For investments < Rs. 5 crore - For holding period < 12 months: 1% and holding period >= 12 months: NIL. DSPBRSF - Conservative - For investments >= Rs. 50 Lakh: NIL, For investments < Rs. 5 crore - For holding period < 12 months: 1% and holding period >= 12 months: NIL. DSPBRLF, DSPBRMMF, DSPBRFRF, DSPBRSBF and DSPBRSTF - NIL. **Statutory Details:** DSP BlackRock Mutual Fund was set up as a Trust and the settlors/sponsors are DSP ADIKO Holdings Pvt. Ltd. & DSP HMK Holdings Pvt. Ltd. (collectively) and BlackRock Inc. (Combined liability restricted to Rs. 1 lakh). Trustee: DSP BlackRock Trustee Company Pvt. Ltd. Investment Manager: DSP BlackRock Investment Managers Pvt. Ltd. Risk Factors: Mutual funds, like securities investments, are subject to market and other risks and there can be no assurance that the Schemes' objectives will be achieved. As with any investment in securities, the NAV of Units issued under the Schemes can go up or down depending on the factors and forces affecting capital markets. Past performance of the sponsor/AMC/mutual fund does not indicate the future performance of the Schemes. Investors in the Schemes are not being offered a guaranteed or assured rate of return. Each Scheme/Plan is required to have (i) minimum 20 investors and (ii) no single investor holding >25% of corpus. If the aforesaid point (i) is not fulfilled within the prescribed time, the Scheme/Plan concerned will be wound up and in case of breach of the aforesaid point (ii) at the end of the prescribed period, the investor's holding in excess of 25% of the corpus will be redeemed as per SEBI guidelines. DSPBRBaIF, DSPBRBF, DSPBRTEF, DSPBRPF, DSPBRITF (The Infrastructure Growth and Economic Reforms Fund), DSPBRSMF, DSPBRTSF, DSPBRWGF, DSPBRNMF, DSPBRTF, DSPBRBF, DSPBRMF, DSPBRFRF, DSPBRGF, DSPBRTBF, DSPBRMMF, DSPBRLF, DSPBRSF, DSPBRSTF and DSPBRSBF are the names of the Schemes and do not in any manner indicate the quality of the Schemes, their future prospects or returns. For scheme specific risk factors, please refer the SID. For more details, please refer the Key Information Memorandum cum Application Forms, which are available on the website, www.dspblackrock.com, and at the ISCs/Distributors. Please read the SID and SAI carefully before investing.